

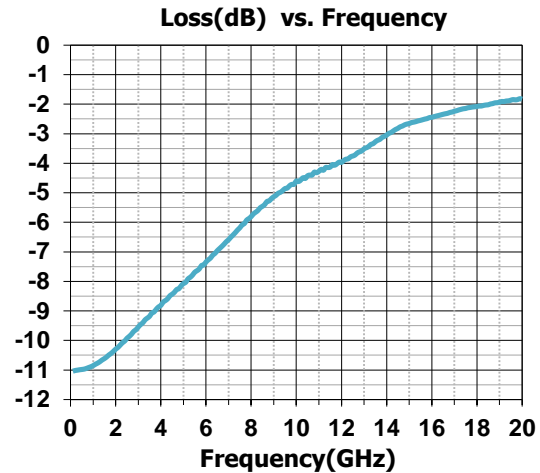
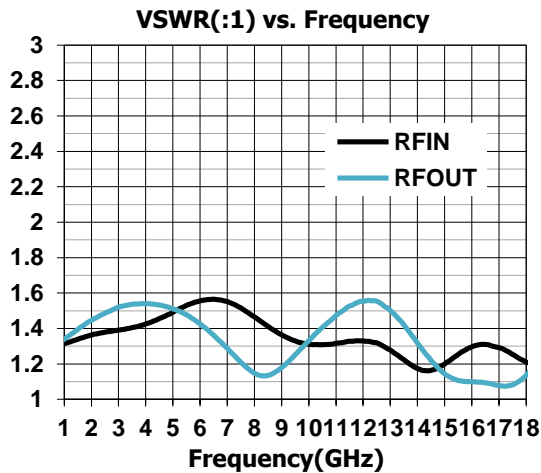
Electrical Performance

Parameter	Symbol	Conditions	Value			Units
			MIN	TYP	MAX	
Frequency Range	F	$Z_0=50\Omega$ $T_A=+25^\circ\text{C}$	1	—	20	GHz
Delta Gain	Gpp		—	9	—	dB
Input VSWR	VSWRi		—	1.4:1	1.8:1	:1
Output VSWR	VSWRo		—	1.4:1	1.8:1	:1

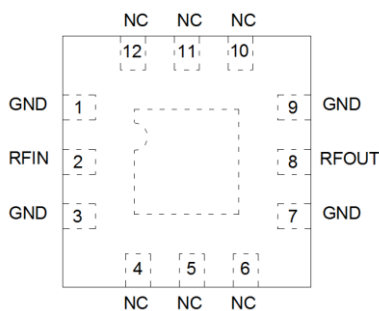
Absolute Maximum Ratings

Maximum RF Input	+20dBm	Operating Temperature	-55°C~+85°C
		Storage Temperature	-65°C~+150°C

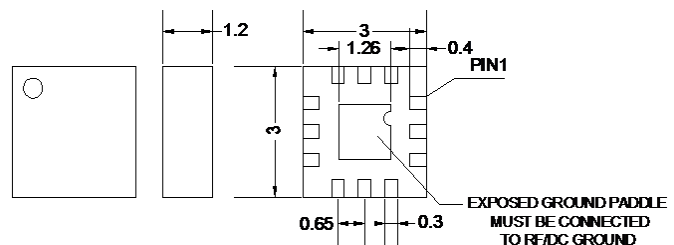
Typical Performance Curve



Functional Diagram



Outline Drawing (all dimensions in mm)



Attention:

1. The moisture resistant grade of products is 2A, the storage environment $\leq 30^\circ\text{C}/60\%\text{RH}$, The surrounding workshop Life is 4 weeks.
2. After un-packing, It is necessary to bake the parts for 6 hours in 125 ± 5 degree environment before soldering.