

SAC3308

GaAs MMIC 6-BIT DIGITAL PHASE SHIFTER
14~18GHz

Rev 2.1

Features

- Frequency: 14~18GHz
- RMS of Phase Accuracy: 3°
- Low Insertion Loss: 10dB
- Positive Voltage Control
- Die Size: 3.8mm×1.24mm×0.1mm

Typical Applications

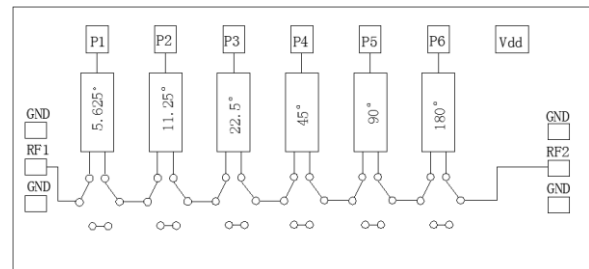
- EW
- Military Radar and Weather Radar
- SATCOM
- Beamforming Modules
- Phase Cancellation

General Description

SAC3308 is a 6-bit digital phase shifter which works from 14 to 18 GHz, providing 360 degrees of phase coverage with a LSB of 5.625 degrees.

SAC3308 features very low RMS phase error of 3 degrees and extremely low insertion loss variation of ± 0.5 dB across all phase states. This high accuracy phase shifter is controlled with positive control voltage of 0/+5V.

Functional Diagram



Electrical Performance (T_A=+25°C, V_D=-5V, Control Voltage=0/+5V, Z₀=+50Ω)

Parameter	Min.	Typ.	Max.	Units
Frequency	14~18			GHz
Input VSWR	—	1.7	—	:1
Output VSWR	—	1.5	—	:1
Insertion Loss	—	-10	—	dB
IL Variation	-0.5	—	0.5	dB
Phase Accuracy	-7	—	2	°
RMS of Phase Accuracy	—	3	—	°

Truth Table (0: 0V, 1: +5V)

Phase	P1	P2	P3	P4	P5	P6
REF	0	0	0	0	0	0
-5.625°	1	0	0	0	0	0
-11.25°	0	1	0	0	0	0
-22.5°	0	0	1	0	0	0
-45°	0	0	0	1	0	0
-90°	0	0	0	0	1	0
-180°	0	0	0	0	0	1
-354.375°	1	1	1	1	1	1

SAC3308



GaAs MMIC 6-BIT DIGITAL PHASE SHIFTER
14~18GHz

Rev 2.1

Absolute Maximum Ratings

Maximum Input Power	+18dBm	Operating Temperature	-55°C~+85°C
Maximum Input Voltage	-8V	Storage Temperature	-65°C~+150°C

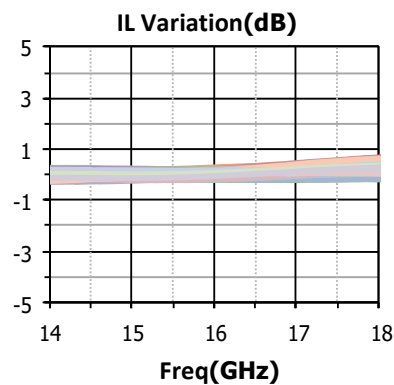
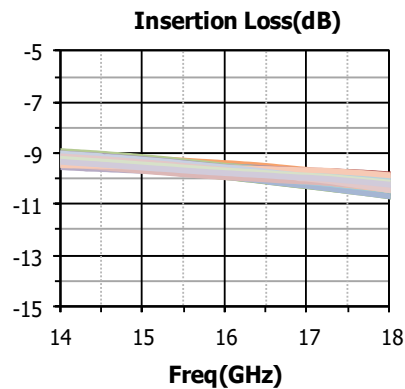
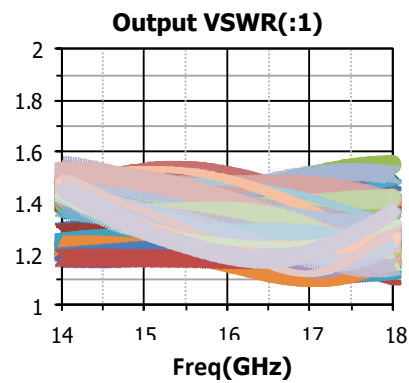
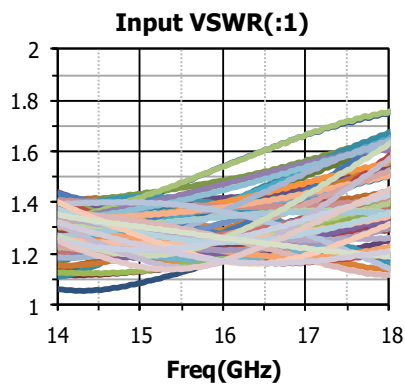
Control Voltage

State	Bias
Low	0~0.2V
High	4.5~5.5V

Power Supply

V _D	I _D
-5V	8mA

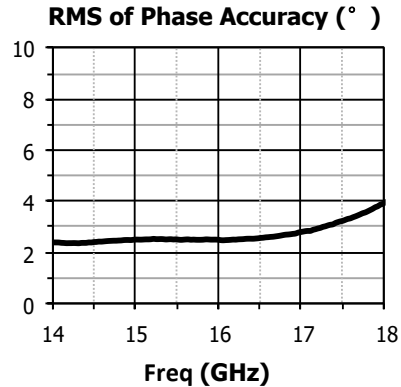
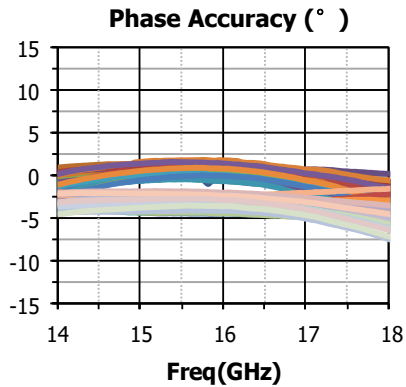
Typical Performance Curve



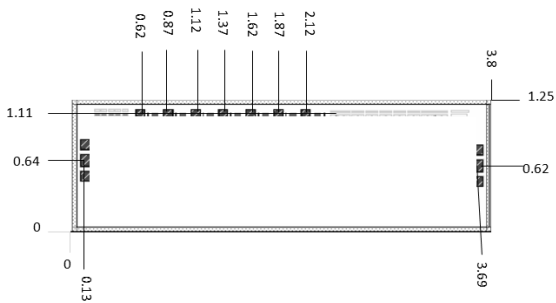
SAC3308

GaAs MMIC 6-BIT DIGITAL PHASE SHIFTER
14~18GHz

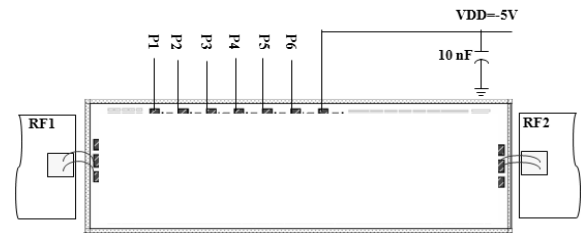
Rev 2.1



Die Outline
(All dimensions in mm)



Assembly Diagram



Attention:

GaAs MMIC devices are susceptible to damage from electrostatic discharge. Proper precautions should be observed during handling, assembly and test.